
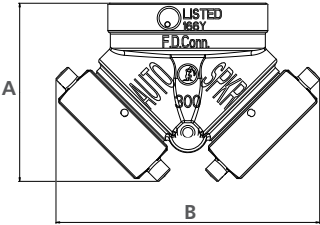


Straight Single Clapper Two-Way Inlets

A95








SPECIFY THREAD

- Exposed auxiliary inlet connection with 500 G.P.M. inlet capacity to supplement fire protection water supply. Exposed design provides an economical method of satisfying Fire Dept. inlet requirements.

Standard equipment:  
Cast brass two-way inlet body with single swing clapper and pin or rocker lug hose thread swivel; straight NPT outlet connection.

Branding: "AUTO SPKR"

CERTIFICATIONS		
		
APPROVED	CE x 1191	LISTED 166Y

a	b
4"	2-1/2"

	4" x 2-1/2"
A	5-33/64"
B	8-5/64"